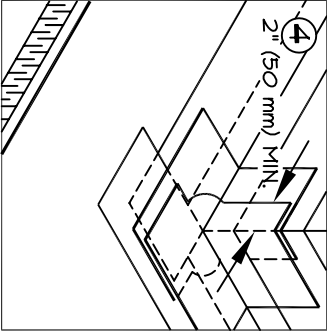
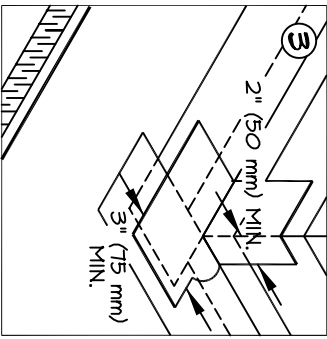
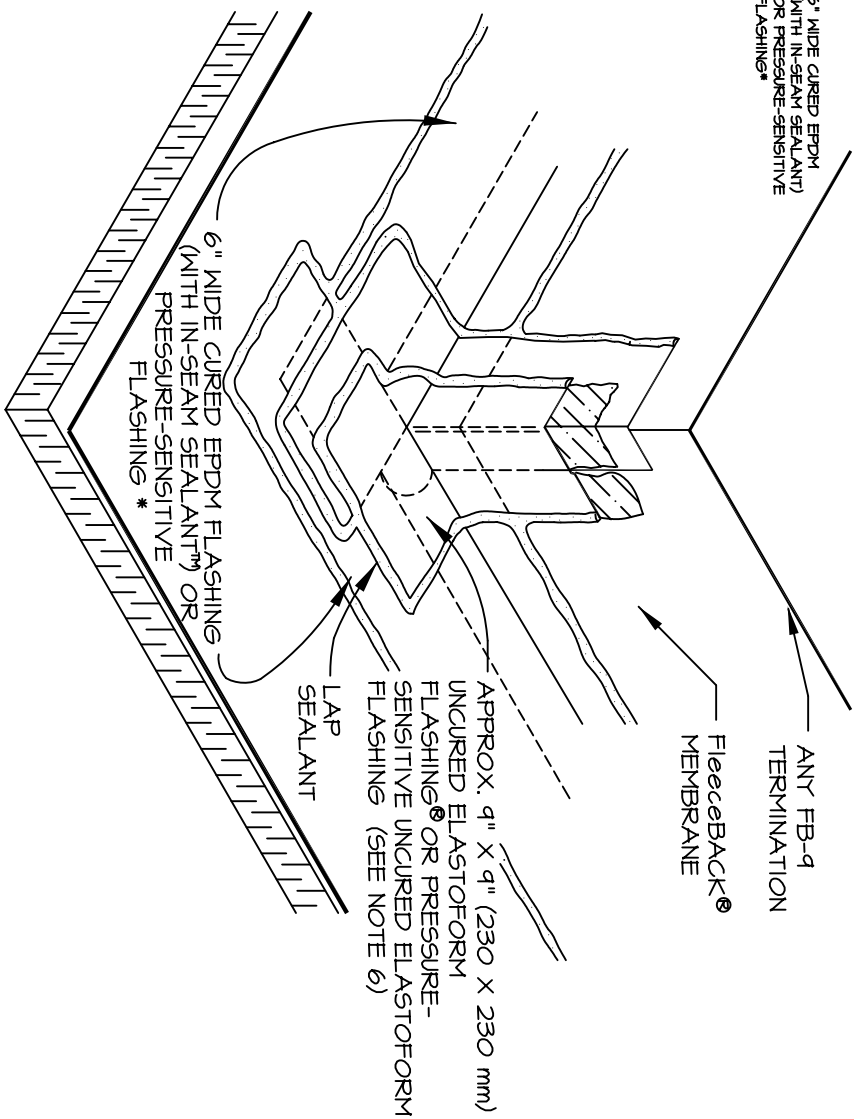


* IF SELVAGE EDGE IS PROVIDED ON FLEECEBACK MEMBRANE USED AS FLASHING (AT BASE OF WALL), FOLLOW SPlice PROCEDURES OUTLINED ON DETAIL FB-12-B.



NOTES:

1. UNSECURED ELASTOFOM FLASHING TO OVERLAP DECK MEMBRANE 3" (75 mm) MINIMUM AND EXTEND 2" (50 mm) MINIMUM AROUND CORNERS.
2. SEAL ALL EDGES WITH LAP SEALANT.
3. FOR USE OF SURE-SEAL® PRESSURE-SENSITIVE OUTSIDE CORNER FLASHING REFER TO DETAIL FB-15-G.
4. A HEAT GUN MUST BE USED WHEN FORMING SURE-WHITE™ FLASHING.
5. PRESSURE-SENSITIVE CURED COVER STRIP OR OVERLAYMENT STRIP CANNOT BE USED AT CORNERS, PRESSURE-SENSITIVE UNCURED ELASTOFOM FLASHING OR SURE-SEAL INSIDE/OUTSIDE CORNERS MUST BE USED.
6. FOR OPTIONAL CORNER FLASHING, REFER TO FB-15-E, OPTION 2.



FB-15-D

OUTSIDE CORNER / FleeceBACK MEMBRANE FLASHING



Carlisle SynTec Incorporated